




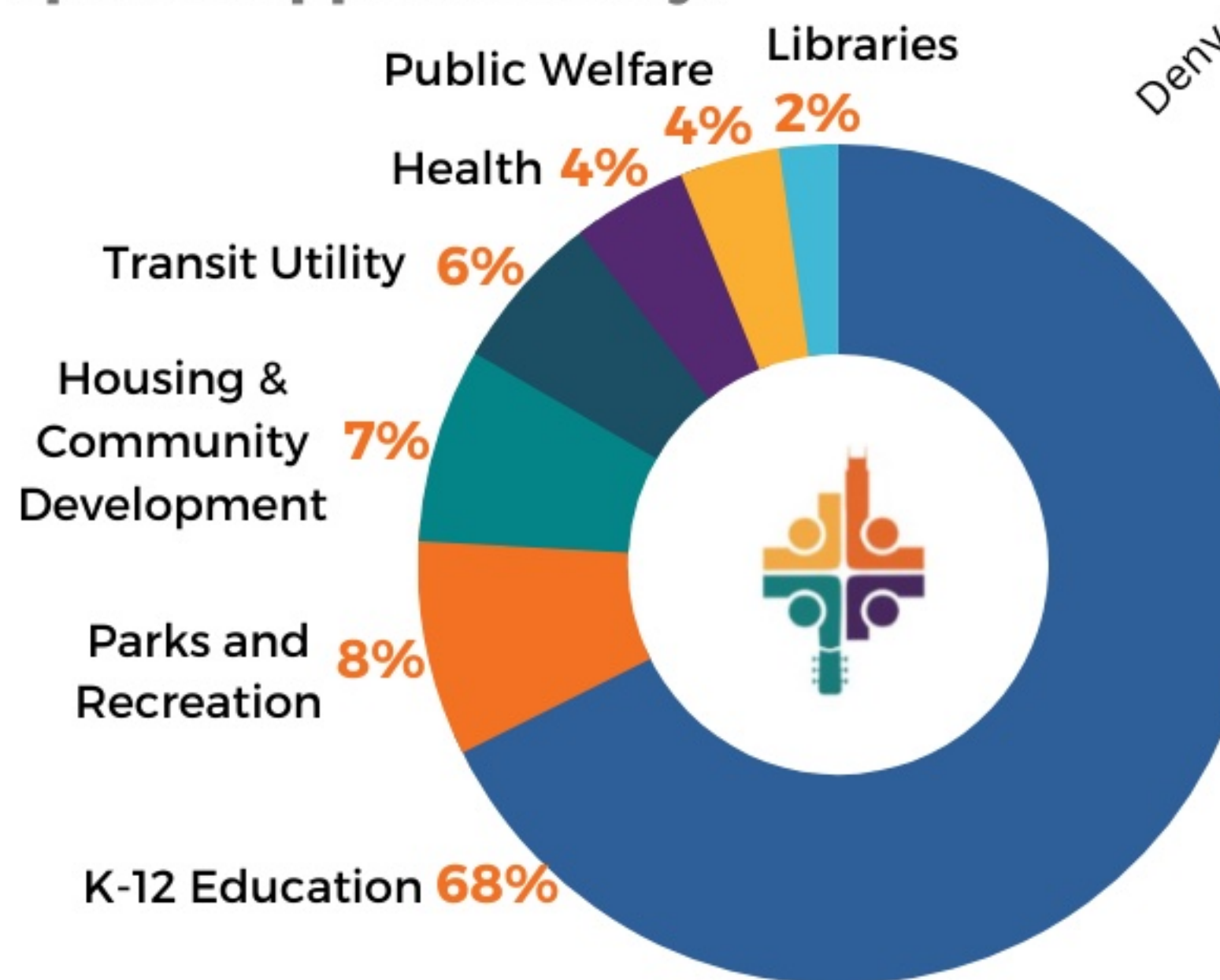
How does Nashville Compare to Peer Cities on Child and Youth Spending?

Most of our peer cities **invest more** in services aimed at children and youth than Nashville does.

Peer cities were chosen based on:

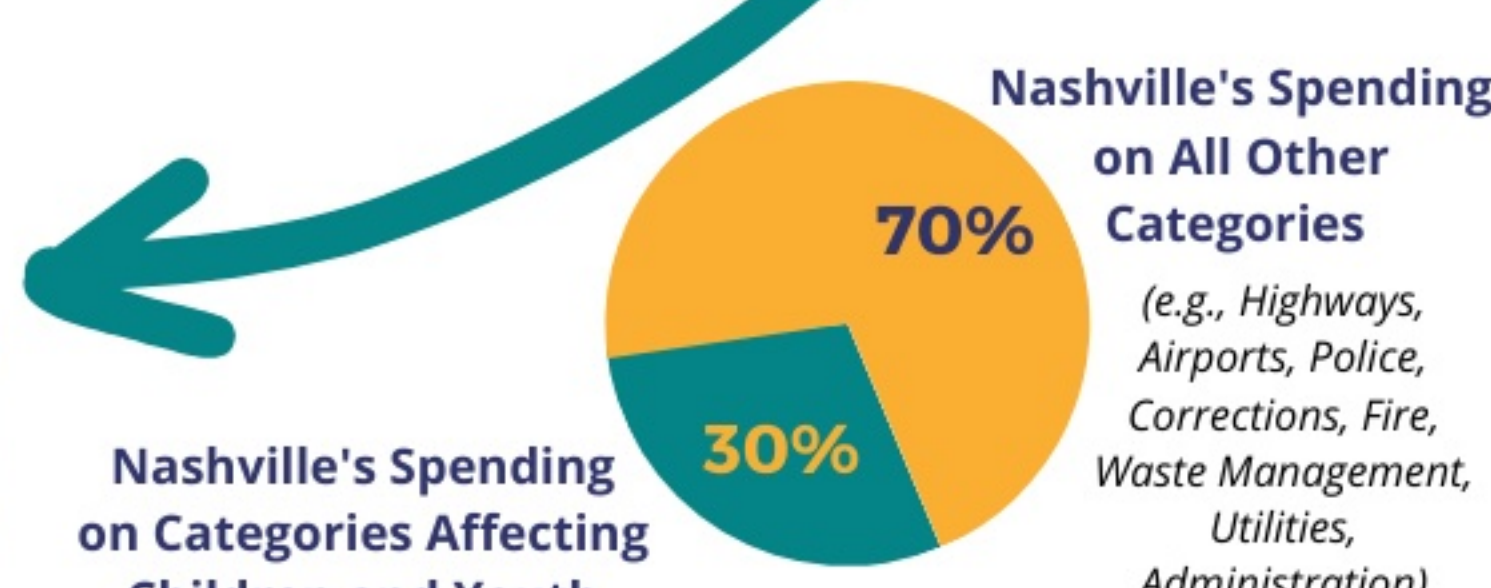
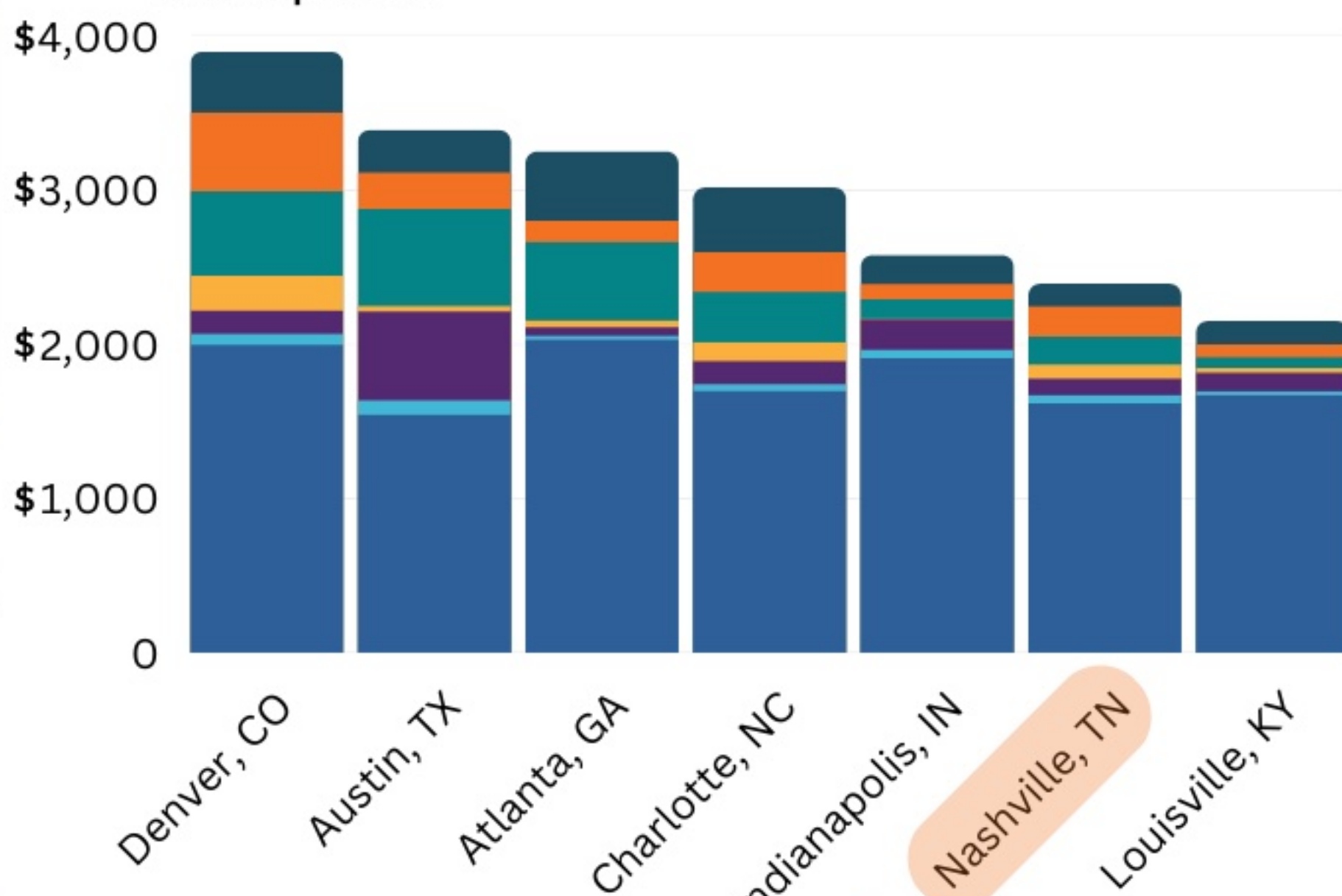
-  Similar Populations
-  Consolidated City/County Government
-  Growing City with Healthy Economy

Of the total per capita spending on these categories, Nashville spends approximately:



Per Capita Spending on Expense Categories Affecting Children & Youth

- K-12 Education
- Housing & Community Development
- Parks & Recreation
- Health
- Transit Utility
- Libraries
- Public Welfare



All data is from the Lincoln Institute of Land Use's 2020 Fiscally Standardized Cities Database, which provides a full picture of revenues raised from city residents and businesses and spending on their behalf.

Where do we rank among our peer cities in per capita spending by category?

City	K-12 Education	Library	Health	Public Welfare	Housing & Community Development	Parks & Recreation	Transit Utility
Denver	2nd	2nd	3rd	1st	2nd	1st	3rd
Austin	7th	1st	1st	5th	1st	3rd	4th
Atlanta	1st	6th	7th	4th	3rd	5th	1st
Charlotte	4th	5th	4th	2nd	4th	2nd	2nd
Indianapolis	3rd	3rd	2nd	7th	6th	6th	5th
Nashville	6th	4th	6th	3rd	5th	4th	7th
Louisville	5th	7th	5th	6th	7th	7th	6th

This leaves us asking:

How can we rethink city spending to better address the needs of children and youth and support the continued development of Nashville's young people, both inside and outside of school?